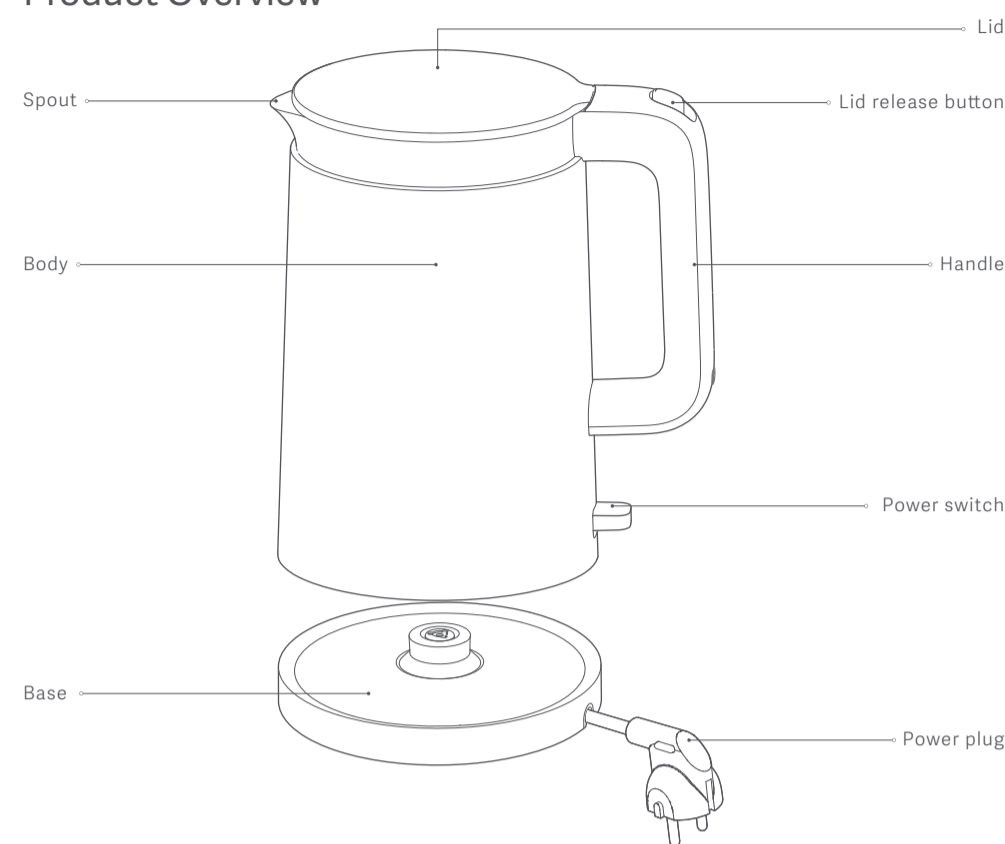
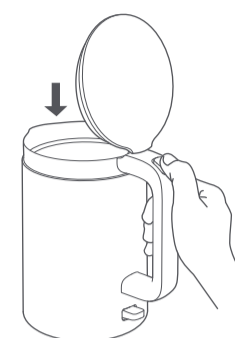


Product Overview



No.	Part Name	Material	Note
1	Kettle liner, Lid platin	Stainless steel 06Cr19Ni10	SUS304
2	Lid top	Polypropylene	Intermittent contact
3	Lid bottom	Polyphenylene ether	Intermittent contact

Using the Kettle



1. Push the lid release button to open the lid, and fill the kettle with water.

Fill the kettle so that the water line is between the minimum and maximum water levels.



3. Push down the power switch. The indicator light will turn on, and the kettle will heat up.

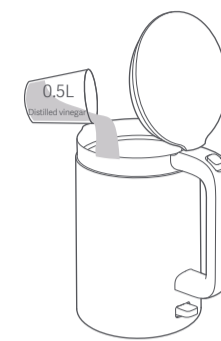


2. Fully close the lid, and set the kettle body down on the power supply base.

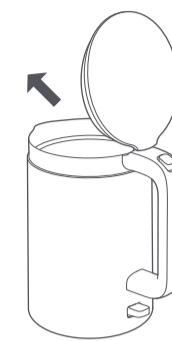


4. After the water boils, the indicator light will turn off, and the kettle will stop heating the water.

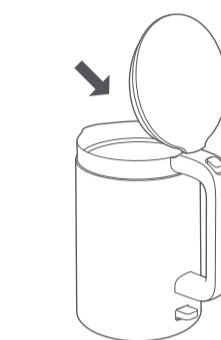
Cleaning and Maintenance



1. Clean with distilled vinegar
Pour in 0.5L of food-grade distilled vinegar and let it soak for at least 1 hour.



2. Pour out the distilled vinegar
After pouring out the distilled vinegar, use a damp cloth to wipe out any remaining deposits.



3. Boil water to clean out the kettle body
After the water has boiled, empty it out, and then use clean water to rinse out the kettle body 4-5 times.



4. Wipe it dry and put it away
Keep the kettle in a dry, well-ventilated area, and protect it from dust, moisture, and pests.

Precautions:

1. Unplug the kettle, and allow it to cool before cleaning.
2. Deposits that build up inside the kettle must be cleaned regularly to extend the electric kettle's life.
3. For extreme build-up, repeat the above cleaning procedure. Do not use steel wool or any chemical or abrasive cleaning agent to clean the kettle.
4. Do not immerse any part of the kettle in water, and keep the exterior dry.

Troubleshooting

Problem	Possible cause	Solution
The indicator light does not turn on	Damaged electrical outlet	User inspection
	Plug may not be inserted properly	User inspection
	The plug may be melted and deformed	User inspection
	The base being used may not correct	User inspection
Water spills out during boiling	Water exceeds the maximum level	User inspection
Water in the kettle is dirty or discolored	The water used has a high mineral content	Clean promptly
	The power switch has not engaged or is stuck	User inspection
The kettle does not heat	An internal wire is loose or damaged	Professional servicing
	Broken thermostat	Professional servicing
	Broken thermostat	Professional servicing
Power does not turn off after water boils Kettle heats, but water does not boil	The lid is not properly fastened	User inspection
	Too little water that is below the water line	User inspection

Dispose of packaging in an environmentally friendly manner. This appliance is labeled in accordance with European Directive 2012/19/EU concerning used electrical and electronic appliances (waste electrical and electronic equipment-WEEE). The guideline determines the framework for the return and recycling of used appliances as applicable throughout the EU. Please ask your specialist retailer about current disposal facilities.



EU Declaration of Conformity

We Foshan Viomi Electrical Technology Co., Ltd., hereby, declares that this equipment is in compliance with the applicable Directives and European Norms, and amendments.



Read this manual carefully before use, and retain it for future reference

Manufactured by: Foshan Viomi Electrical Technology Co., Ltd.
Address: 4F, Building 7 & 2F, Building 1, No. 2 North of Xinxi Fourth Street, Xiashi Village Committee of Lunjiao Sub-district Office, Shunde District, Foshan City, Guangdong Province, China

Precaution

- Children, the senior, or people with disabilities should use this product under supervision and guidance.
- Ensure that children use the product under the supervision of adults and shall not play with it as a toy.
- Keep away from children and infants.
- Ensure that the kettle is disconnected from power in any of the following cases: no water in the kettle; pouring water into the kettle; kettle not in use; cleaning or moving of the kettle; the kettle is faulty.
- Do not use the product on a tilted or unstable platform. Keep it away from heat sources, so as not to damage plastic parts. Keep it away from any appliance and do not place it on any appliance.
- Use a separate grounded socket with the rated current higher than 10 A and rated voltage of 220-240 V-. Do not use a universal socket with other appliances at the same time.
- If the power cord is damaged, it must be replaced by the manufacturer, its maintenance department, or professionals in a similar department to avoid risks.
- The product can only be used to heat water and cannot be used to heat other substances (such as laver, eggs, soy milk, tea, milk, and noodles). Otherwise, the product may fail.
- Ensure that the water does not exceed the rated maximum water level. Otherwise, the hot water will overflow or spray out. The kettle cannot be heated when there is no water inside.
- The kettle should be used in combination with the power base. Do not use other power bases that do not match the kettle.
- Take the kettle out of the base when pouring water into the kettle. Wipe the bottom of the kettle dry before placing it on the power base.
- Keep the product away from stove, to prevent fire caused by accidental ignition.
- Do not use an inferior power outlet, to avoid the risk of fire.
- This appliance is intended to be used in household and similar applications such as
 - staff kitchen areas in shops, offices and other working environments;
 - farm houses and by clients in hotels, motels and other residential type environments;
 - bed and breakfast type environments;
 - catering and similar non-retail applications.
- This appliance is not intended for use by persons (including children) with reduced physical, sensory or mental capabilities, or lack of experience and knowledge, unless they have been given supervision or instruction concerning use of the appliance by a person responsible for their safety.
- Children should be supervised to ensure that they do not play with the appliance.
- If the supply cord is damaged, it must be replaced by the manufacturer, its service agent similarly qualified persons in order to avoid a hazard.

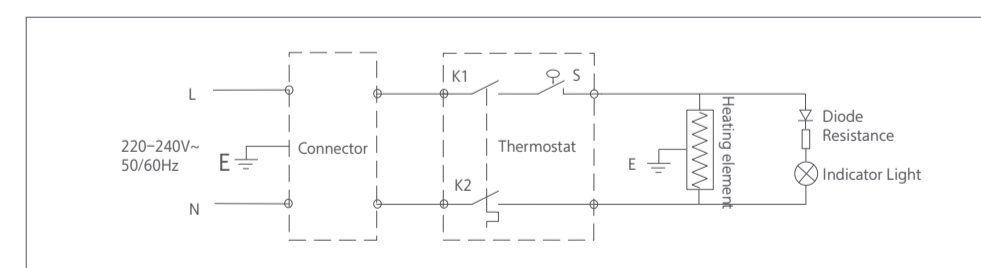
Precaution

- The appliance must not be immersed.
- If the kettle is overfilled, boiling water may be ejected.
- The appliance is only to be used with the stand provided.
- This appliance can be used by children aged from 8 years and above if they have been given supervision or instruction concerning use of the appliance in a safe way and if they understand the hazards involved. Cleaning and user maintenance shall not be made by children unless they are older than 8 and supervised. Keep the appliance and its cord out of reach of children aged less than 8 years.

Specifications

Name	Viomi Electric Kettle	Model	V-MK152B	Rated voltage	220-240 V-
Dimensions	216 × 152 × 252 mm	Capacity	1.5 L	Rated frequency	50/60 Hz
Net weight	1.1 kg	Rated power	1800 W		

Circuit Diagram



项目: 云米机械式电水壶
名称: 说明书
尺寸: 成品160*160mm, 展开640*160mm, R=4mm
材质: 105g哑粉纸
工艺: 双面单色印刷, 模切, 3折后10P
双色: 灰色为PANTONE Cool Gray11c
日期: 2019.02

VIOMI

Viomi Electric Kettle User Manual